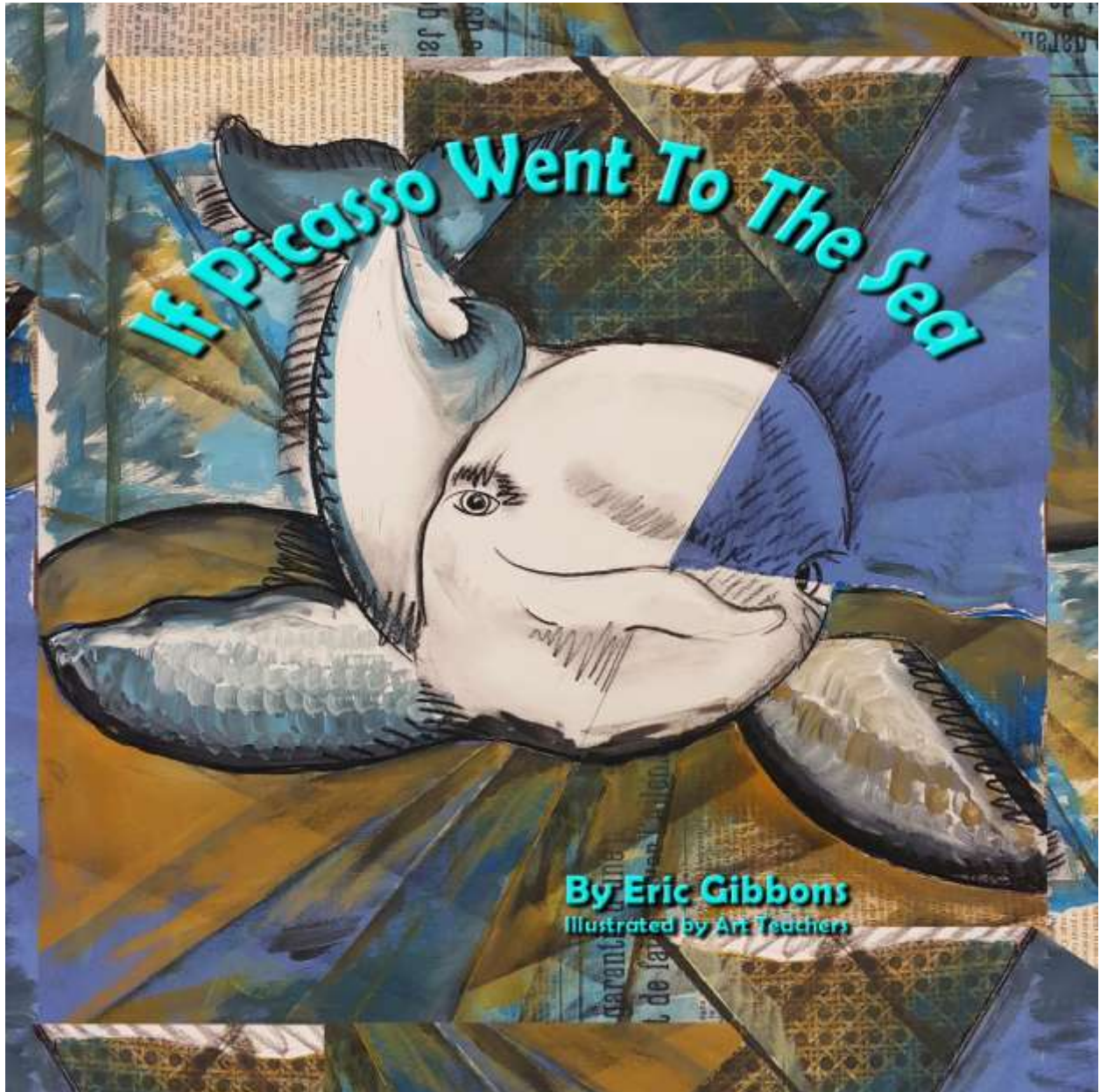


Free Project Packet*

The lessons on the next pages will help you extend learning to include writing, vocabulary, research, art making, creative writing, and more. *With the purchase of a book, you are free to copy and distribute these lessons to your students or children and alter them to fit your needs.



It is unlawful to sell these lessons. They remain the property of www.FirehousePublications.com

The best way to thank us for this FREE package is to post a positive review on Amazon.com or other online retailer.

If Picasso Went To The Sea: Explore the Artist

Our book focused on the art styles of many artists, both men and women from many different countries and time periods. The artists who made the pictures you see in the book are art teachers from all over the world. They *emulated* (M-U-Lated) an artist to make their sea creatures. To *emulate* is different from copying. *Emulating* means to make something in the style of someone else. We can learn a lot by trying to paint the way another person does. We also can't ask Picasso to paint an sea creature for us, because he died many years ago.

All of these artists are very famous. Some you may know, some you may not. See if you can find the answers to some of these questions to learn more about these artists.

1. What was the name of the artist whose style you liked best?

2. What is the year of their birth? _____

3. What year did they die? _____

4. What country did they grow up in? _____

5. What is a major event that happened during their lifetime? _____

6. What is it about their art that you like? _____

7. What makes their art special or unique, and different from other artists?

8. What is the name of a real artwork they made? (Try to pick a famous one)

9. What kind of art did they make? Painting? Sculpture? _____

10. What is something you like to draw? _____

Try drawing the thing you said in #10, but do it in the style of the artist you liked? Draw it below.

If Picasso Went To The Sea: Explore Other Artists

There are thousands and thousands of artists we could not fit in this small book. Maybe millions! We have a list below of some artists who are alive, and some who are not. Your teacher will have you choose one, or assign one to be your inspiration for this next assignment.

Vieira Da Silva	Samuel van Hoogstraten	Ai Weiwei
Lee Krasner	Jacques Louis David	William Wegman
Gwen John	J.M.W. Turner	Jenny Holzer
Fernand Léger	Jean Michel Basquiat	Kerry James Marshall
Robert Smithson	Gustave Courbet	Janine Antoni
Georges Seurat	Paul Klee	Kiki Smith
Alexander Calder	Marcel DuChamp	Tony Oursler
Paul Gauguin	Edward Gorey	Carol Marine
George Segall	Theodor Seuss Geisel	Janet Fish
Casper David Fredrich	Maurice Sendak	Camille Przewodek
Alphonse Mucha	Fernando Botero	Tim Burton
Giuseppe Arcimboldo	Jasper Johns	Claes Oldenberg
Wassily Kandinsky	Christo	Molly Bang
Giotto de Bondone	Bansky	Justin BUA
John Fredrick Peto	Chuck Close	Eric Carle
David Smith	Kehinde Wiley	Nancy E. Burkert
Pierre Auguste Renoir	Wayne Theibaud	Kay Nielsen
Peter Paul Rubins	Judith Braun	Leo and Diane Dillon
Michaelangelo Caravaggio	Jeff Koons	Ezra Jack Keats
Michelangelo Buonarroti	Marilyn Minter	Hayao Miyazaki
Edouard Manet	Shepard Fairey	Rumiko Takahashi
Johannes Vermeer	Michel Keck	Brian Jurgen
El Greco	Jesse Reno	Sandy Skoglund
Faith Ringold	Bridget Riley	

There are thousands more...

1. What is the name of the artist you picked? _____

2. Where were they born **and** when? _____

3. Are they still alive? If not, when did they die? _____

4. What makes their art special or unique, and different from other artists?

5. What is the name of a real artwork they made? (Try to pick a famous one)

6. What kind of art did they make? Painting? Sculpture? _____

7. Sketch their famous artwork below. It does not have to look great, it's a quick sketch.


Name _____ pd _____

If Picasso Went To The Sea: Make an Emulation

If Firehouse Publications hired you to add one more artist to their book, what artist would you pick?

Write the artist's name here: _____

Use the space below to sketch an idea of how you think your artist might make an sea creature.

A large, empty rectangular box with a thick black border, intended for a student to draw a sketch of a sea creature based on their chosen artist.

Name _____ pd _____


If Picasso Went To The Sea: Make an Emulation 2

Not everyone loves sea creatures. If you could draw anything you want, what would you draw?

I would like to draw: _____

What artist would you like to emulate? _____

Use the space below to sketch an idea of how you think your artist might make that same thing you like.




Name _____ pd _____

If Picasso Went To The Sea: Make YOUR Sea creature

You can be an artist too! What kind of sea creature would you make? What would you put on it? What kinds of things can you put on your sea creature so we learn about the things YOU like? If you love art, maybe you put a paintbrush on your sea creature. If you love ballet, how about ballet slippers?

List some things you like: _____



If Picasso Went To The Sea: Poetry Extension

After you create your sea creature, try to write a poem about it.

Can you make a rhyming poem too?

Our poems had a special rhythm, or meter.

Our poems were ten lines long, but the first two lines are very easy.

If _____ went to the Sea,
is this the kind of _____ they'd do?

If Picasso Went To The Sea: Vocabulary Extension

Some of the poems use vocabulary you might not use every day. Find five words in a poem and find the definition of the words. Be careful though, sometimes when writing poetry the words can be changed or misspelled on purpose to help the rhyme pattern work. So if you find a word that is not really a word, instead of defining it, write what it is trying to mean, creating your own definition.

1 _____ : _____

2 _____ : _____

3 _____ : _____

4 _____ : _____

5 _____ : _____

If Picasso Went To The Sea: Writing Extension

Many of the famous artists we have emulated in the book have said some interesting things in their lives. These are called quotes. Try to find a famous quote by the artist, write it below, and then write about what you think they are trying to teach us by their quote.

When Pablo Picasso says, *“Every child is an artist. The problem is how to remain an artist once he grows up.”* maybe he means that we all create art freely as children, not worrying about our mistakes, but as we grow up we become more focused on what other people will think about the things we create and judge us, and that might be why some people stop drawing or making art as they get older.

The quote I found was said by: _____

The quote is, " _____

I think it means: _____

Optional Extension: Try to do a drawing that illustrates this quote, and then put the quote inside the drawing somewhere creative. Sketch an idea on the back.

If Picasso Went To The Sea: Compare and Contrast

The images in the book were created by art teachers and are not the work of the famous artists. The teachers tried to emulate the artist, which means to make art in the way the famous artist might. Though all the teachers did a good job, nobody is perfect. Look at examples of the artist's real work and then at the teacher's illustration. What did they do right? What things might they have missed?

The famous artist being emulated was: _____

It is on page: ___ and the sea creature was a

What made it look like the art of the famous artist?

What was not something the famous artist would have done?

If Picasso Went To The Sea: Endangered Sea creatures



The book has a code that lets you know if a sea creature is thriving, threatened, endangered, or extinct. People all over the world help save sea creatures from extinction. Sadly though, some sea creatures are gone from the wild and only exist in aquariums. Some day we hope these sea creatures can be returned to the wild, but for now aquariums help keep them alive. List all the wild sea creatures you can think of that might be in a Sea. Find out if they are thriving, threatened, endangered, or extinct.

- | | |
|------------------|-------------------|
| 1. _____ : _____ | 9. _____ : _____ |
| 2. _____ : _____ | 10. _____ : _____ |
| 3. _____ : _____ | 11. _____ : _____ |
| 4. _____ : _____ | 12. _____ : _____ |
| 5. _____ : _____ | 13. _____ : _____ |
| 6. _____ : _____ | 14. _____ : _____ |
| 7. _____ : _____ | 15. _____ : _____ |
| 8. _____ : _____ | 16. _____ : _____ |

What can you create to bring attention to the issue of endangered species? *

*Create a sketch for an idea on the back of this paper.

If Picasso Went To The Sea: Endangered Sea creatures 2



The book has a code that lets you know if a sea creature is thriving, threatened, endangered, or extinct. Some sea creatures, like rays have subspecies. Just like dogs, there can be many kinds such as Poodles, Labradors, or Dalmatians. Find sea creatures that have more than one chell, and explore what subspecies face the highest risk or are extinct.

Sea creature: _____ Page _____

What are the different subspecies and their designation (like threatened, endangered, extinct...)

_____ :

_____ :

_____ :

_____ :

_____ :

Find out a little bit more about one of them. What threatens the sea creature? If it's extinct, when did it happen and why? What should we know about them?

*Sketch what it may have looked like on the back of this paper.

