











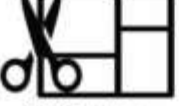
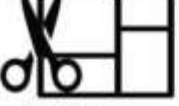


















# Choice Board

Pick one from each column and explore.

Pathways To Explore Art	Modes of Art	Media	Inspiration	
 1. Architecture	 <b>A: Representational</b> (Observable, based on something real, realistic depiction)	 I. Paint		
 2. Design/Engineer		 <b>B. Abstract</b> (Rooted in reality but changed, slightly or significantly, for artistic expression)	 II. Draw	 a. Styles of Art
 3. Landscape/Nature			 III. Sculpt	 IV. Print
 4. Portrait/Figure	 V. Collage		 V. Collage	
 5. Imagination/Play		 VI. Photography	 VI. Photography	 b. Cultures
 6. Emulation (Cultures/Crafts/styles)		 <b>C. Nonobjective</b> (Emotional/conceptual, not based on observable things)	 VII. Mixed Media	
 7. Observational	 VIII. Digital			
 8. Conceptual (Exploring big ideas)	 IX. Fibers/Organic		 c. Artists	
 9. Illustration				

Compiled for [www.artedguru.com](http://www.artedguru.com) and [www.FirehousePublications.com](http://www.FirehousePublications.com)

**Independent Project Documentation**    Name \_\_\_\_\_

**Inspirational Topic:** \_\_\_\_\_

Why this? \_\_\_\_\_  
\_\_\_\_\_

Name 4 famous examples:

1. \_\_\_\_\_ by \_\_\_\_\_ Year \_\_\_\_\_

2. \_\_\_\_\_ by \_\_\_\_\_ Year \_\_\_\_\_

3. \_\_\_\_\_ by \_\_\_\_\_ Year \_\_\_\_\_

4. \_\_\_\_\_ by \_\_\_\_\_ Year \_\_\_\_\_

What do all these works have in common?

\_\_\_\_\_  
\_\_\_\_\_  
\_\_\_\_\_

What specific themes, ideas, impact, or techniques came from this work?

\_\_\_\_\_  
\_\_\_\_\_  
\_\_\_\_\_

What could I create that might be inspired by these works, themes, ideas, or techniques?

Three Ideas:

1. \_\_\_\_\_

2. \_\_\_\_\_

3. \_\_\_\_\_

Create a thumbnail for one of these ideas on the next page.

Ideas:

## Pre-Project Writing

Describe the idea of the project: (*Concepts, symbols, references, etc.*)

---

---

---

---

---

What materials will you be using?

---

---

What "rules" or procedures must be followed as you work? Any safety concerns?

(*Storage, work-area set-up, clean-up, tool use...*)

---

---

How will I personalize the project so it is unique to me?

---

---

---

---

What part of the project do you feel you'll do well with and why?

---

---

---

What part of the project do you think will be most challenging and why?

---

---

---

What resources can you use if you get "stuck" along the way? Who or what can help?

---

---

---

**Mid-Project Peer Review**

Artwork by: \_\_\_\_\_

Peer Partner: \_\_\_\_\_

**Artist, clearly describe the idea of your project for your peer partner:**

---

---

---

**Peer partner, answer the following 4 questions: What is going well in the project?**

---

---

---

---

**What are some specific areas that are missing, unresolved, or need more attention?**

---

---

---

---

**What are some ideas to improve the project *OR* areas the artist should pay attention to as they move forward?**

---

---

---

---

**What resources can be used if the artist gets "stuck" along the way? Who/what can help?**

---

---

---

---

# Project Progress Document

Name \_\_\_\_\_ pd \_\_\_\_\_

This paper will document your daily participation, progress, feedback, & grade.

**Project Title:** \_\_\_\_\_

My reference or inspirations for this project is: \_\_\_\_\_

My personal connection: \_\_\_\_\_

Intro. date      \_\_\_/\_\_\_/\_\_\_

**DEADLINE:**      \_\_\_/\_\_\_/\_\_\_

**Requirements:**

1. \_\_\_\_\_
2. \_\_\_\_\_
3. \_\_\_\_\_

**To exceed expectations, I can...**

1. \_\_\_\_\_
2. \_\_\_\_\_
3. \_\_\_\_\_

**Peer Feedback by** \_\_\_\_\_

Actionable advice for success: \_\_\_\_\_

\_\_\_\_\_  
 \_\_\_\_\_

\_\_\_\_\_  
 \_\_\_\_\_  
 \_\_\_\_\_

...Instructor Section Only...	
10% _____	Sketch
20% _____	
25% _____ (quarter)	
30 % _____	Project Work Phase
40% _____	
50% _____ (half)	
60% _____	
70% _____	
75% _____ (3/4)	Detail & finishing
80% _____	
85% _____	
90% _____	
95% _____ (Percent complete, not a grade)	

I will take this advice: [ ] Yes or [ ] No thank you.

Name \_\_\_\_\_ Title \_\_\_\_\_ Pd. \_\_\_\_\_

### Universal Art Project Rubric

	Criteria				Points
	100% / 20pts Exceeds Expectations	90% / 18pts Meets Expectations	80% / 16pts Approaches Exp.	70% - 65% / 14pts Missed Exp.	0/F
<b>Project Requirements</b>	<i>I exceeded expectations by:</i>	Expected use & combination of art elements & principles. Work included all requirements.	Acceptable use of art elements & principles but lacked depth in exploring requirements.	Lacks evidence of thoughtful use of elements & principles & minimally met required components.	_____
<b>Process, Research &amp; Documentation</b>	<i>I exceeded expectations by:</i>	Research & documentation are present & meet expectations. Prewriting & sketches are complete & purposeful.	Research and/or documentation is present but thin. Artist did not fully take advantage of pre-work opportunities.	Research and/or documentation was missing & had a negative impact on the final work. Evidence of depth was lacking.	_____
<b>Time &amp; Management</b>	<i>I exceeded expectations by:</i>	Student was mostly independently motivated with a few social and/or digital distractions. Work was mostly self-driven.	Student was sometimes distracted from work <b>OR</b> finished early without using the extra time to exceed expectations or stay active in art-making.	Often reminded to stay on task. Social/digital interactions impeded work. Lack of focus had a strong impact on project work.	_____
<b>Detail, Complexity, Craftsmanship, &amp; Care</b>	<i>I exceeded expectations by:</i>	Media is without folds/rips or evidence of poor handling. Materials & techniques were explored & met handling expectations. Visual challenges were attempted.	Media handling could have avoided minor rips or folds. Media or technique was not fully explored. Visual challenges were minimal.	Poor handling or storage had an impact. Media & techniques show little evidence of exploration. Visual challenges were avoided.	_____
<b>Original, Personal, &amp; Unique</b>  (Always credit your inspirations)	100% original & highly personal because:	Generally personal & unique but inspired by:	Topically personalized & based on:	Topical & highly derivative of:	Copied
Comments:				<b>Grade</b>	_____
Created by <a href="http://www.artedguru.com">www.artedguru.com</a> & <a href="http://www.FirehousePublications.com">www.FirehousePublications.com</a>					

**If you could do this project again, what might you do differently?**

Written Critique completed by: \_\_\_\_\_ on \_\_\_/\_\_\_/\_\_\_

**Critique:**

Title \_\_\_\_\_ Artist \_\_\_\_\_ Year \_\_\_\_\_

**Describe** the art as if you are explaining it over the phone.

---

---

---

---

*Check what you included:*  Media,  Elements,  Style/Genre,  Objects,  Technique

**Analysis:** Describe how the artist used the art principles.  
*(Unity, Contrast, Balance, Emphasis, Variety, Movement, Pattern)*

---

---

---

---

**Interpretation:** Use evidence from above to explain the meaning or message of the work.

---

---

---

---

**Evaluation:** Judge the work explaining why you feel that way. (Is there room for improvement?)

---

---

---

---

Alternate short critique on the next page. This is not in the student edition.

## Project Reflection:

Title: \_\_\_\_\_ Media \_\_\_\_\_

Explanation of the project goals: \_\_\_\_\_

\_\_\_\_\_

Description:

\_\_\_\_\_

\_\_\_\_\_

\_\_\_\_\_

Connections (To Self, Community, Culture, or traditions) \_\_\_\_\_

\_\_\_\_\_

\_\_\_\_\_

My process: \_\_\_\_\_

\_\_\_\_\_

\_\_\_\_\_

Knowledge I had and applied to this project: \_\_\_\_\_

\_\_\_\_\_

\_\_\_\_\_

Something new I learned or “figured out” through this project: \_\_\_\_\_

\_\_\_\_\_

\_\_\_\_\_

The most successful part of this project was... \_\_\_\_\_

\_\_\_\_\_

\_\_\_\_\_

If I had to do it over again, I would... \_\_\_\_\_

\_\_\_\_\_

\_\_\_\_\_

I hope when others view my work... \_\_\_\_\_

\_\_\_\_\_

\_\_\_\_\_

## Project Reflection 2

Title: \_\_\_\_\_ Media \_\_\_\_\_

Description: *(Describe your work as if you were talking over the phone)*

---

---

---

---

---

**Describe the main art elements you used.** (Line, Shape, Form, Color, Value, Light, Texture.)

Write in such a way that it is clear you understand the art elements.

---

---

---

---

---

**Describe the main art principles you used.** (Contrast, Unity, Balance, Emphasis, Variety,

Movement, Pattern.) Write in such a way that it is clear you understand the art principles.

---

---

---

---

---

**(Peer Name) \_\_\_\_\_ said the most successful part of my project was...**

---

---

---

---

---

**(Peer Name) \_\_\_\_\_ suggested if I had to do it over again, I should...**

---

---

---

---

---