
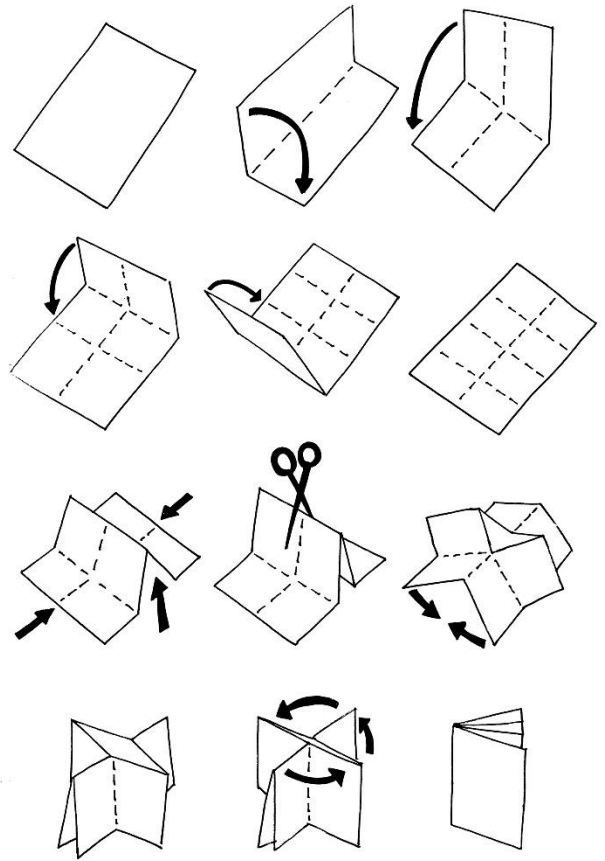


How To Zine



(This is the cover)

How to fold a zine




By www.tellatole.org.uk

Pick a subject:

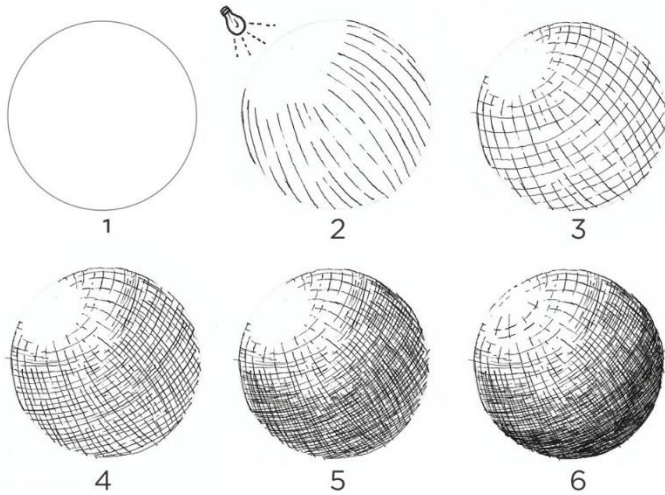
- **Story**
- **Poem**
- **Joke**
- **Teach**
- **Inform**
- **Persuade**
- **Entertain**




Sometimes upside-down is right.
Be sure you follow the layout directions,
so your zine comes out right.



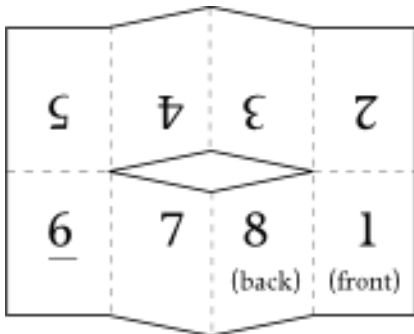
Shade with black so it prints well.



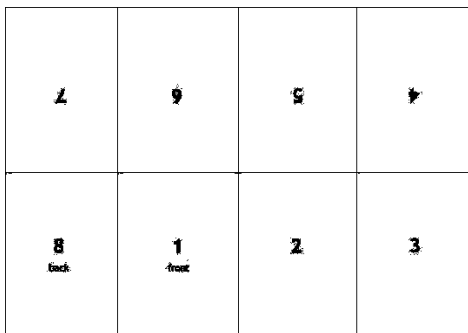
Use crosshatching or stippling techniques!




Layout and page order matters



These 2 layouts will work.



How many pages will your zine be?



8 Page Zine
(Double it for 16 pages)



14 page Zine



Review your work at the end...

- Plan on a sheet of folded copy paper.
- 8 page minimum
- Incorporate shading techniques
- Tie it to your personal interests
- Will the back page be signed & numbered?